

**BEFORE THE HON'BLE NATIONAL GREEN TRIBUNAL,
NEW DELHI**

Original Application No 632 of 2023

In the matter of Suo Moto Cognizance

In Re: News item published in The Hindu dated 06.10.2023 titled

" Pollution takes a front seat as stubble Fires Spike in Punjab"


INDEX

S.No	Particulars	Page No.
1.	Status report on behalf of the State of Punjab through Director Agriculture and Farmers' Welfare, Punjab in compliance to order dated 8.11.2024	1-4
2.	Annexure A Copy of the affidavit filed by the State of Punjab in the WPC no.13029/1985 M.C Mehta Vs. Union of India & Ors. in the Hon'ble Supreme Court	5-30
3.	Annexure B Action taken report filed by Punjab Pollution Control Board	31-35
4.	Annexure C Districts-wise details of various CRM machines provided on subsidy	36-37

Deponent

Date: 26/11/2024

Place: S.A.S Nagar


Director Agriculture and
Farmers' Welfare, Punjab

**BEFORE THE HON'BLE NATIONAL GREEN TRIBUNAL,
NEW DELHI**

Original Application No 632 of 2023

In the matter of Suo Moto Cognizance

In Re: News item published in The Hindu dated 06.10.2023 titled
**" Pollution takes a front seat as stubble Fires Spike in
Punjab"**

Status report of Director Agriculture and Farmers' Welfare, Punjab in
compliance to order dated 08.11.2024

RESPECTFULLY SHOWETH

1. That the Hon'ble National Green Tribunal has taken Suo Motto Cognizance of a News Item published in The Hindu dated 06.10.2023 titled **"Pollution takes a front seat as Stubble Fires Spike in Punjab"** and issued notice to the State of Punjab through its Chief Secretary, Ministry of Environment, Forest and Climate Change through its Secretary and the Director Commission for Air Quality Management. The Member Secretary, Punjab Pollution Control Board is filing status reports in the case from time to time on behalf of the State of Punjab elaborating the steps being taken by the Government for prevention and control of stubble burning.
2. That after considering the status/action taken reports filed in the case on the behalf of the State of Punjab from time to time, the Hon'ble Tribunal was pleased to issue direction in the case that the State of Punjab should provide information with regard to affidavits filed in the Hon'ble Supreme Court and availability of CRM machinery.
3. That the present status/ action taken report on behalf of the State of Punjab is being filed in compliance to order 08.11.2024.
4. That the copy of the affidavits filed by the State of Punjab in the WPC no.13029/1985 M.C Mehta Vs. Union of India & Ors. in the Hon'ble

Supreme Court on 11.11.2024 is annexed herewith as Annexure A for information of the Hon'ble Tribunal.

5. That the latest action taken report filed by Punjab Pollution Control Board is annexed herewith as Annexure B for information of the Hon'ble Tribunal.
6. That the photographs/videos of the operations of various CRM machines, in-situ and ex-situ, in field are collated in the pen drive being submitted to the Hon'ble Tribunal.
7. a) It is submitted that Paddy is sown in an area of approx. 32 lakh in the State, generating about 19.7 million tones of paddy straw. As per the Action plan of the State for Control of Crop Residue Burning submitted to Commission for Air Quality Management in NCR and Adjoining Areas (CAQM), the expected tonnage of paddy straw management by various methods is tabulated below:

Sr. No.	Strategy	Paddy Straw Utilization (million tonne)	
		2023	2024 (Est.)
1.	In-Situ management	11.50	12.70
2.	Ex-Situ management	3.66	5.96
3.	Fodder	0.70	0.86
	Total	15.86	19.52

- b) In ex-situ management primarily balers are used for collection of straw before transportation for industrial and other uses. As per the demand from farmers, till date 2183 different types of balers and 2039 rakes have been made available on subsidy under the CRM scheme. During the current year more than 6.2 million tones of paddy straw has been managed through ex-situ methods.
- c) The village-wise gap analysis was carried out for 2023 and it was in terms of the seeding machinery required to sow to the area under paddy. According to the gap analysis report already submitted, a total of 22,914 units of machinery was required to bridge the gap between the available machinery and the

machinery needed. During 2023 and 2024, 17805 super seeders have been provided on subsidy.

- d) It is submitted that seeding machinery is required in every field where wheat has to be sown. The area even if managed by balers/ rakes will have to be sown using these seeding machines which implies that the in-situ seeding machinery would be required for the entire area in which wheat is sown in the State around 35 lakh ha.
 - e) The number of various Crop Residue Machines (CRM) provided on subsidy under the scheme from 2018-19 till date are 1,46,540. Out of which, 61951 numbers of super seeders are provided. The districts-wise details of machines provided on subsidy are as per Annexure C.
 - f) The Custom Hiring Centres are being promoted in the state so that the farmers do not have to purchase the machinery and that machinery can be used optimally to its field capacity.
 - g) The department has made available 1,46,540 number of machinery. As per the field capacity of the machine the number is sufficient to cover the area under paddy, but for sowing of wheat time is of critical importance and the demand from almost all the area to be sown under wheat is concentrated in this limited window of 15-20 days. Because of this, machines may not be available to the farmers at their desired time. It is further submitted that the machines have a limited useful life and due to wear & tear some of the machines available with the farmers are discarded every year.
 - h) The Department of Agriculture and Farmers' Welfare will carry out a gap analysis after the season is over to figure out the requirement of in-situ and ex-situ machinery for the year 2025. The annual action plan for the year 2025 will be prepared based on this gap analysis and the requisite funds would be requested.
8. That the State of Punjab has taken and is taking all the possible steps for the prohibition and control of stubble burning. As a result of the


efforts made by the State, the number of paddy stubble burning incidence has reduced from 36551 on 25-11-23 to 10749 on 25-11-24 a decrease of 70 percent.

9. That the report is hereby submitted in compliance to order dated 8-11-2024 for kind consideration of the Hon'ble Tribunal.

Submitted by

Date: 26/11/2024

Place: S.A.S. Nagar


**Director Agriculture and
Farmers' Welfare, Punjab**

Annexure - A

**Supreme Court Of India
Acknowledgement**

e-Filing No.	: ED-SCIN01-102003-2024	e-Filed Date/Time	: 09-11-2024 04:26:13 PM
Efiled	: Misc. Document	Filed In	: W.P.(C) NO. 13029/1985
Petitioner	: M.C. MEHTA		
Respondent	: UNION OF INDIA AND ORS		
Advocate	: KARAN SHARMA (3081)		
Payment Details	:		

Generated Date: 09-11-2024 04:26:23 PM

**IN THE HON'BLE SUPREME COURT OF INDIA
WRIT PETITION (CIVIL) NO. 13029 Of 1985**

IN THE MATTER OF:

M.C. Mehta

... Petitioner

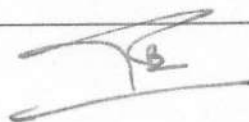
versus

Union of India & others

... Respondents

INDEX


Sr. No.	Particulars	Page No.
1.	Affidavit of Priyank Bharti, Secretary to Government of Punjab, Department of Science, Technology and Environment in compliance of order dated 04.11.2024.	1-6
2.	<u>Annexure PB-A</u> A copy of directions dated 25.10.2024 issued by the State.	7
3	<u>Annexure PB-B</u> Some report as forwarded by the Deputy Commissioners of the State	8-19
3.	<u>Annexure PB-C</u> Action Taken report with effect from 25.10.2024 upto 06.11.2024	20
4.	<u>Annexure PB-D</u> Action Taken report with effect from 15.09.2024 to 06.11.2024	21
5	<u>Annexure PB-E</u> Action taken report with effect from 22.10.2024 to 31.10.2024	22



6	<u>Annexure PB-F</u> Action taken report with effect from 01.11.2024 to 03.11.2024	23
---	--	----

Place: CHANDIGARH

Date: 09/11/2024



(Priyank Bharti)

Secretary to Government of Punjab,
Department of Science, Technology
and Environment

Admn. Secretary
Department of Science
Technology & Environment
Govt. of Punjab

IN THE HON'BLE SUPREME COURT OF INDIA
WRIT PETITION (CIVIL) NO. 13029 Of 1985

IN THE MATTER OF:

M.C. Mehta

... Petitioner

versus

Union of India & others

... Respondents



Affidavit of Priyank Bharti, Secretary to Government of Punjab, Department of Science, Technology and Environment in compliance of order dated 04.11.2024 of this Hon'ble Court on behalf of the State of Punjab.

I, the above-named deponent, do hereby, solemnly affirm and state as under:

RESPECTFULLY SHOWETH:

That briefly submitted, the above-mentioned case relating to the air pollution being caused in Delhi and the National Capita Region (NCR) is pending before this Hon'ble Court wherein issue of burning of agricultural residue in the States of Punjab, Haryana, Uttar Pradesh, Rajasthan and Delhi is being considered.

That the State of Punjab is filing status reports and affidavits in compliance to the directions issued by this Hon'ble Court from time to time.


That after consideration of the matter, this Hon'ble Court was pleased to pass an order dated 04.11.2024 thereby issuing directions for compliance by the Central and the State Governments. In paragraph 9 of the order dated 04.11.2024, this Hon'ble Court was pleased to direct the States of Punjab and Haryana to file an affidavit indicating numbers of farm fires during the last 10 days of October 2024 and first three days of November 2024 and also the

09 NOV 2024

The Content of this Affidavit/Document has been explained to the deponent/executor He/She admitted the same to be correct the deponent/executor has signed the Register at Sr. No. 118 P.No. 21 dated 09/11/2024

action taken thereon. The relevant extract of paragraph 9 of the order dated 04.11.2024 is reproduced herein below for kind perusal and reference.

"9. We also direct the Governments of Haryana and Punjab to file the affidavits indicating the details about the number of instances of stubble burning/farm fires during the last 10 days of October, 2024 and the first 3 days of November, 2024 and the action taken thereon."




4. That in compliance to the order dated 04.11.2024 it is submitted that the State of Punjab is taking all possible measures in adherence to the law and is enforcing the directions issued by this Hon'ble Court and the Hon'ble National Green Tribunal as well as the Commission for Air Quality Management in NCR and adjoining areas to prevent and monitor the stubble burning incidents.
5. That it is relevant to mention here that in order to ensure complete verification of 'No Crop Burning Found' cases, from the cases reported, the Government of Punjab has issued a Standard Operating Protocol (SOP) vide memo dated 25.10.2024 to all the Deputy Commissioners in the State of Punjab. A copy of the directions dated 25.10.2024 issued is annexed as **Annexure PB-A**. On a daily basis the Deputy Commissioners are to send a report of the "No Crop Burning Found" as per the Pro-forma under their personal signatures. Some of the reports as sent by the Deputy Commissioners are annexed as **Annexure - PB-B**.
6. That since the implementation of the directions issued for the SOP for "No Crop Burning Found" for Stubble Burning, a separate action taken report is being compiled as "Action Taken Report w.e.f. 25.10.2024" (upto 06.11.2024), which is annexed as **Annexure - PB-C**.
7. The action taken report from 15.09.2024 till 06.11.2024 is annexed as **Annexure PB-D**.
8. That in compliance to the order dated 04.11.2024 the detail of farm fires and action taken thereon with effect from 22.10.2024 to 31.10.2024 and from 01.11.2024 to 03.11.2024 is summarized herein below for kind perusal.

09 NOV 2024

A) Details of farm fires from 22.10.24 to 31.10.24 with figures of last two years are -

Dates	2022	2023	2024
22.10	582	30	71
23.10	902	152	57
24.10	1019	360	40
25.10	181	398	71
26.10	1238	589	108
27.10	1111	766	138
28.10	2067	127	142
29.10	1898	1068	219
30.10	1761	1030	110
31.10	2131	1389	484
Total from 22.10 to 31.10	12890	5909	1440



B) Action Taken Report: 22.10.2024 to 31.10.2024

Sr. No.	Description	22.10.2024 to 31.10.2024
1.	Total number of fires reported	1440
2.	i. Cumulative number of fields inspected	1330
	ii. Cases in which "No stubble Burning Observed" as per the SOP dated 25.10.2024	536
	iii. Cases in which stubble Burning Observed	794
3.	i. Cumulative number of cases where EC has been imposed	784

09 NOV 2024

Handwritten signature/initials

	ii.	Cumulative amount of EC imposed (In Rs.)	20,60,000
	iii.	Cumulative amount of EC realized (In Rs.)	19,95,000
4.	No. of cumulative cases in which FIR filed u/s 223 of BNS, 2023		542
5.	No. of Red entries in farm records		784

The detailed Action Taken Report with effect from 22.10.2024 to 31.10.2024 is enclosed as **Annexure PB-E**.

C) Details of farm fires from 01.11.2024 to 03.11.2024 with figures of last two years are -

Dates	2022	2023	2024
1.11	1842	1921	587
2.11	3634	1668	379
3.11	2666	1551	216
Total from 1.11 to 3.11	8142	5140	1182



D) Action Taken Report: 01.11.2024 to 03.11.2024

Sr. No.	Description	01.11.2024 to 03.11.2024
1.	Total number of fires reported	1182
2.	i. Cumulative number of fields inspected	1253
	ii. Cases in which "No stubble Burning Observed" as per the SOP dated 25.10.2024	399
	iii. Cases in which stubble Burning Observed	854
3.	i. Cumulative number of cases where EC has been imposed	838
	ii. Cumulative amount of EC imposed (In Rs.)	21,45,000


09 NOV 2024

	iii.	Cumulative amount of EC realized (In Rs.)	18,42,500
4.		No. of cumulative cases in which FIR filed u/s 223 of BNS, 2023	879
5.		No. of Red entries in farm records	836

The detailed Action Taken Report with effect from 01.11.2024 to 03.11.2024 is enclosed as **Annexure PB-F**.

9. That apart from the above action taken against the persons found indulged in stubble burning, the State has also taken action by way of issuing notices, show-cause notices, suspension orders, termination and filing of prosecutions u/s 14 of Commission for Air Quality Management and Adjoining Areas Act, 2021 against the Nodal and Supervisory Officers. The detail of the action taken against the Nodal and Supervisory Officers upto 07.11.2024 is given below for kind perusal.

Sr. No.	Description	Total Number
i.	Number of Warnings/ Notices/ Show cause notices issued to Nodal/Supervisory Officers	1037
ii.	Number of Suspension orders issued in respect of Nodal/Supervisory Officers	34
iii.	Number of Nodal/Supervisory Officers, against whom prosecution action has been initiated under Section 14 of CAQM Act,2021.	56
iv.	Number of Termination orders issued in respect of Nodal/Supervisory Officers.	01
v.	Number of Numberdars suspended by the Government	12



10. That it is imperative to mention here that with the concerted efforts of various departments of the Government of Punjab, the Stubble burning incidents have considerably reduced for the period from 15th of September to 7th of November in the year 2024 as comparison to the same period of the years 2022 and 2023.


09 NOV 2024

A comparison chart in this regard is given herein below for kind perusal of the Hon'ble Court:

Year	2022	2023	2024
Period	15th of September to 7 th of November		
Cumulative active fire events	32486	20978	5299


11. That the State is continuously monitoring and improving its enforcement mechanisms to prevent stubble burning. The directions of the Hon'ble Supreme Court of India are treated with the highest priority.
12. That the deponent may be kindly be allowed to place on record the present affidavit in compliance to order dated 04.11.2024 for kind consideration of this Hon'ble Court.

Deponent



(Priyank Bharti)

Secretary to Government of Punjab,
Department of Science, Technology
and Environment
Department of Science,
Technology & Environment
Govt. of Punjab



Place: CHANDIGARH

Date: 09/11/2024

VERIFICATION:

I, the deponent above named, do hereby verify and state that the contents of the above affidavit are true and correct to the best of my knowledge and belief, as derived from the official record. No part of the above affidavit is false and nothing material has been concealed there from.

Deponent



(Priyank Bharti)
Secretary to Government of Punjab,
Department of Science, Technology
and Environment
Admn. Secretary,
Department of Science,
Technology & Environment
Govt. of Punjab

Place: CHANDIGARH

Date: 09/11/2024

Attested as Identified
K. C. GARG
NOTARY, Chandigarh

09 NOV 2024



-7
911

Annexure PB-A- 17

Government of Punjab
Department of Science, Technology and Environment


Memo No. 10/615/2024-STE2/743

Dated: 25.10.2024

Subject: Verification of cases where "NO Crop Burning Found" for the Stubble Burning

1. The Crop Burning Incidents are reported by Punjab Remote Sensing Centre (PRSC) on a daily basis for the area of Punjab. Accordingly, as per the SOP in place, each case is being verified within 24 hours of being reported.
2. As it has been observed that there have been many cases being reported in the districts as "NO Crop Burning Found".
3. Henceforth, in order to have a confirmation of each case of "No Crop Burning Found", for the cases reported by the Punjab Remote Sensing Agency, the following should be ensured:
 - a. Each such case should have been personally verified, either by the DC or the ADC or the SDM, or the Executive Magistrate or the BDPO or the Block Agriculture Officer or the Sub Inspector or the SHO of the area or the CAQM observer.
 - b. In each case of "No Crop Burning Found" should be "Personally" verified and that report with proofs (which should include a signed report of the Head of the Team as in para 3.a above, Nodal officers; Photographs / Video with GPS details of the site and the area within radius of 350 meters, etc.) should be available with the Deputy Commissioner. Only in these cases, a report of "No Crop Burning Found" be treated.
 - c. Else the case be treated as a Fire Incident and all action as per the instructions / directions of Hon'ble Supreme Court / NGT / CAQM be taken.
4. This is issued with the approval of Chief Secretary, Punjab.

To,
All the Deputy Commissioners
Punjab.

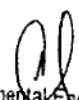

(Priyank Bharti)
Secretary
25/10/24
Secretary to Govt. of Punjab
Dept. of Science, Technology & Environment
Chandigarh


Endst. No. 10/615/2024-STE2/(744-747)

Dated: 25.10.2024

Copy to :-

1. OSD to Chief Secretary, Punjab for information
2. Director General of Police, Punjab for information
3. Addl. Chief Secretary (Agriculture) cum (Revenue) for information.
4. Member Secretary, Punjab Pollution Control Board for information


Environmental Engineer
Punjab Pollution Control Board
Regional Office-IV, Ludhiana.


Secretary
25/10/24
Secretary to Govt. of Punjab
Dept. of Science, Technology & Environment
Chandigarh

Office of the Deputy Commissioner

Kapurthala

Subject : Daily Status report of 'NO Crop Burning Case' for Stubble Burning

Note: To be sent to the Nodal officer, District Kapurthala, PPCB by 4 PM, within 24 hours of PRSC Stubble Burning cases reported. Else all cases as sent by PRSC be treated as Crop Stubble Burning Case.

1. Date of reporting (24 hours within PRSC report) : 08.11.2024
2. Total fire incident reported in the District by PRSC on (date) 07.11.2024 : 05
(Figures of a day earlier, as the case is to be physically visited within 24 hours)
3. Status report of 'No crop burning case' as per SOP dated 25th October, 2024 is as under :-

'No crop burning case' report								
Sr. No	Sub Division	Village (Coordinate)	Name & Designation of the Nodal Officer	Name & Designation of the Cluster Officer	Name of Officer who Physical Inspected		Date / Time of Physical visit	Brief remarks
					Name	Designation		
1.	Bholath	Karnial Ganj (31.56993, 75.54964)	Parminder Singh, PS	Surjit Singh, AEO	Harjinder Singh	SHO, Bholath	08.11.2024	No Stubble burning found.
2.	Bholath	Chak Shah Kala (31.55342, 75.464583)	Gurpal Singh, VDO	Manpreet Singh, Vet. Officer	Satnam Singh	AO, Nadala	08.11.2024	No Stubble burning found.
3.	Bholath	Mand Rai Pur (31.56941, 75.4043)	Gurpal Singh, VDO	Rajinder Singh, SDO, PWD	Ramandeep Singh	SHO, Dhilwan	08.11.2024	No Stubble burning found.
Total					03			

Amit
Deputy Commissioner

(Amit Kumar Panchal)

Date 08.11.2024

OP
Environmental Engineer
Punjab Pollution Control Board
Regional Office-IV, Ludhiana.


OFFICE OF DEPUTY COMMISSIONER, AMRITSAR Email:- dc.asr@punjab.gov.in	ਦਫਤਰ ਡਿਪਟੀ ਕਮਿਸ਼ਨਰ, ਅੰਮ੍ਰਿਤਸਰ। Phone no:- 0183-2223551 (Office), 0183-2226262 (Camp Office)
--	--


Subject : Daily Status report of 'NO Crop Burning Case' for Stubble Burning

Note : To be sent to the Nodal officer, District Amritsar, PPCB by 4 PM, within 24 hours of PRSC Stubble Burning cases reported. Else all cases as sent by PRSC be treated as Crop Stubble Burning Case.

1. Date of reporting (24 hours within PRSC report) : 04.11.2024
2. Total fire incident reported in the District by PRSC on (date) 03.11.2024 : 04 nos.
(Figures of a day earlier, as the case is to be physically visited within 24 hours)
3. Status report of 'No crop burning case' as per SOP dated 03 November, 2024 is as under :-

*No crop burning case' report						
Sr. No	Sub Division	Village	Name of Officer who Physical Inspected	Designation of Officer who Physical Inspected	Date of Physical visit	Brief remarks
			Name	Designation		
1.	Lopoke	Audar	Tarlochan Singh	Naib Tehsildar	04.11.2024	No Crop Burning
2.	Ajnala	Ramdass	Jasbir Kaur	BDPO	04.11.2024	No Crop Burning
Total					02	


 Deputy Commissioner
 Amritsar


 Environmental Engineer
 Punjab Pollution Control Board
 Regional Office-IV, Ludhiana.

Office of the Deputy Commissioner


Kapurthala

Subject : Daily Status report of 'NO Crop Burning Case' for Stubble Burning


Note: To be sent to the Nodal officer, District Kapurthala, PPCB by 4 PM, within 24 hours of PRSC Stubble Burning cases reported. Else all cases as sent by PRSC be treated as Crop Stubble Burning Case.

1. Date of reporting (24 hours within PRSC report) : 06.11.2024
2. Total fire incident reported in the District by PRSC on (date) 04.11.2024 : 13
(Figures of a day earlier, as the case is to be physically visited within 24 hours)
3. Status report of 'No crop burning case' as per SOP dated 25th October, 2024 is as under :-

'No crop burning case' report								
Sr. No	Sub Division	Village (Coordinate)	Name & Designation of the Nodal Officer	Name & Designation of the Cluster Officer	Name of Officer who Physical Inspected		Date / Time of Physical visit	Brief remarks
					Name	Designation		
1	Bholath	Bariar (31.63097, 75.5639)	Radhav Kumar, LDC, PSPCL	Balwinderjit Singh, CDPO, Nadala	Malkit Singh	SI, Begowal	06.11.2024 01:50 PM	No fire found
2	Kapurthala	Badshah Pur (31.44305, 75.39695)	Sandeep Singh, Panchayat Secretary	Khushmeet Kaur, CDPO, Dhilwan	Kawaljit Singh	SHO, Subhanpur	06.11.2024 09:00 AM	No Fire found
3	Kapurthala	Chak Gopipur (31.37536, 75.28234)	Kanwaljit Singh, Clerk	Harmanpreet Singh, Dairy Inspector	Hardeep Singh	SHO, Fattu Dhinga	06.11.2024 10:30 AM	No stubble burning found
4	Sultanpur Lodhi	Jamewal (31.17019, 75.04752)	Gurpreet Singh, Panchayat Secretary	Parminder Kumar, AEO	Vikas Gupta	Naib Tehsildar	06.11.2024 02:20 PM	No sign of fire found at site. The location of site falls in River Beas
5	Sultanpur Lodhi	Shtsbgarh (31.189486, 75.181590)	Narinder Kaur, PTI	Amarjit Singh, SDO, Rural & Water Supply	Vikas Gupta	Naib Tehsildar	05.11.2024	No fire found
6	Sultanpur Lodhi	Tarf Behbal (31.19247, 75.18095)	Manjit Kumar, LM, PSPCL	Amarjit Singh, SDO, Rural & Water Supply	Vikas Gupta	Naib Tehsildar	06.11.2024	No fire found
Total					06			


Deputy Commissioner
(Amit Kumar Panchal)

Date 06.11.2024



Environmental Engineer
Punjab Pollution Control Board
Regional Office-IV, Ludhiana.


Office of the Deputy Commissioner, Fazilka

Subject : Daily Status report of 'NO Crop Burning Case' for Stubble Burning

1. Date of reporting (24 hours within PRSC report) : 06.11.2024
2. Total fire incident reported in the District by PRSC on (date) 04.11.2024 : 4 incidents
(Figures of a day earlier, as the case is to be physically visited within 24 hours)
3. Status report of 'No crop burning case' as per SOP dated 25th October, 2024 is as under :-

'No crop burning case' report						
Sr. No	Sub Division	Village	Name of Officer who Physical Inspected	Designation of Officer who Physical Inspected	Date / Time of Physical visit	Brief remarks
			Name	Designation		
1	Abohar	Bazidpur Bhoma (29.96184, 74.41761)	Sh. Vijay Singh, Cluster Officer	AEO, Agriculture Dept.	06.11.2024 / 01:00 pm	-
			Sh. Sandeep Kumar, Nodal Officer	ALM , PSPCL		
			Sh. Avdesh Tripathi, Scientist 'C'	Scientist 'C' from CPCB		
2	Fazilka	Pakka Chisti (30.37392 73.90318)	Sh. Sukdeep Singh, Cluster Officer	ASI, Agriculture Dept.	06.11.2024 / 02:00 pm	As per report, the site falls across Indo-Pak border in the area of Pakistan.
			Sh. Rahul Bhatti, Nodal Officer	Veterinary Inspector		
Total			Total 02 incidents were reported as no burning on 06.11.2024			


Amarpreet Kaur Sandhu, IAS
Deputy Commissioner
Fazilka
Dated: 06.11.2024


 Environmental Engineer
 Punjab Pollution Control Board
 Regional Office-IV, Ludhiana.

Office of the Deputy Commissioner, Fazilka

Subject : Daily Status report of 'NO Crop Burning Case' for Stubble Burning

Note : To be sent to the Nodal officer, District XXXX, PPCB by 4 PM, within 24 hours of PRSC Stubble Burning cases reported. Else all cases as sent by PRSC be treated as Crop Stubble Burning Case.

1. Date of reporting (24 hours within PRSC report) : 04.11.2024
2. Total fire incident reported in the District by PRSC on (date) 03.11.2024 : 3 incidents
(Figures of a day earlier, as the case is to be physically visited within 24 hours)
3. Status report of 'No crop burning case' as per SOP dated 25th October, 2024 is as under :-

'No crop burning case' report						
Sr. No	Sub Division	Village	Name of Officer who Physical Inspected	Designation of Officer who Physical Inspected	Date / Time of Physical visit	Brief remarks
			Name	Designation		
1	Abohar	Khubban (30.0240, 74.4150)	Sh. , Krishna pal Rajput, SDM Abohar	SDM	04.11.2024 / 10:15 am	-
			Sh. Vijay Singh, Cluster Officer	AEO, Agriculture Dept.		
			Sh. Yadwinder Singh, Nodal Officer	Veterinary Inspector		
2	Fazilka	Mumbeke (30.40100, 73.95600)	Sh. Rahul Kumar, Cluster Officer	ASI, Soil Conservation	04.11.2024 / 01:00 pm	-
			Sh. Rahul Bhatti, Nodal Officer	Veterinary Inspector		
			Sh. Baldev Kumar, Block Agriculture Officer	Block Agriculture Officer		
3	Jalalabad	Chak Saido Ke (30.60100, 74.3630)	Sh. Surinder Kumar, Cluster Officer	ASI, Agriculture Dept.	04.11.2024 / 12:15 pm	-
			Sh. Sandeep Kumar, Nodal Officer	ALM, PSPCL		
			Sh. Avdesh Tripathi, Scientist 'C'	Scientist 'C' from CPCB		
Total			Total 03 incidents were reported as no burning on 04.11.2024			

Amarpreet Kaur Sandhu, IAS
Deputy Commissioner

Fazilka

Dated: 04.11.2024

Environmental Engineer
Punjab Pollution Control Board
Regional Office-IV, Ludhiana.

Office of the Deputy Commissioner, Sri Muktsar Sahib

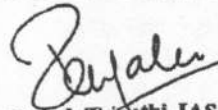
Subject : Daily Status report of 'NO Crop Burning Case' for Stubble Burning

Note : To be sent to the Nodal officer, District XXXX, PPCB by 4 PM, within 24 hours of PRSC Stubble Burning cases reported. Else all cases as sent by PRSC be treated as Crop Stubble Burning Case.

1. Date of reporting (24 hours within PRSC report) : 04.11.2024
2. Total fire incident reported in the District by PRSC on (date) 03.11.2024 : 6 incidents
(Figures of a day earlier, as the case is to be physically visited within 24 hours)
3. Status report of 'No crop burning case' as per SOP dated 25th October, 2024 is as under :-

'No crop burning case' report						
Sr. No	Sub Division	Village	Name of Officer who Physical Inspected	Designation of Officer who Physical Inspected	Date / Time of Physical visit	Brief remarks
			Name	Designation		
1	Malout	Ramnagar (30.323, 74.488)	Sh. Harmanjot Singh, Cluster Officer	ADO, Agriculture Dept.	04.11.2024 / 02:00 pm	Site falls in the revenue estate of Village Saunke
			Sh. Davinder Singh, Nodal Officer	Nodal Officer		
			Sh. Satwant Singh, ASI	ASI, Police dept.		
2	Gidderbaha	Karani Wala (30.324, 74.498)	Sh. Harmanjot Singh, Cluster Officer	ADO, Agriculture Dept.	04.11.2024 / 11:00 am	-
			Sh. Sukhinder Singh, Nodal Officer	Nodal Officer		
			Sh. Satwant Singh, ASI	ASI, Police dept.		
3	Malout	Deon Khera (30.112, 74.506)	Sh. Amanpal Singh, Cluster Officer	ADO, Agriculture Dept.	04.11.2024 / 12:25 pm	-
			Sh. Gurjant Singh, Nodal Officer	ALM, PSPCL		
			Sh. Gurmeet Singh, SI	Sub Inspector, Police Dept.		
4	Malout	Kabar Wala (30.168, 74.385)	Sh. Aman Kamboj, Cluster Officer	ADO, Agriculture Dept.	04.11.2024 / 12:47 pm	-
			Sh. Parwinder Singh, Nodal Officer	Forest Guard		
			Sh. Gurmeet Singh, SI	Sub Inspector, Police Dept.		
5	Gidderbaha	Bhatti Wala (30.474, 74.64)	Amandeep Singh, Cluster Officer	Soil Conservation Officer	04.11.2024 / 03:00 pm	-
			Sh. Jagdish Singh	Asst. Sub Inspector, Police Dept.		
Total			Total 05 incidents were reported as no burning on 04.11.2024			

Environmental Engineer
Punjab Pollution Control Board
Regional Office-IV, Ludhiana.


Rajesh Tripathi, IAS
Deputy Commissioner
Sri Muktsar Sahib
Dated: 04.11.2024


Office of the Deputy Commissioner
Hoshiarpur


Subject : Daily Status report of 'NO Crop Burning Case' for Stubble Burning

Note : To be sent to the Nodal officer, District Hoshiarpur, PPCB by 4 PM, within 24 hours of PRSC Stubble Burning cases reported. Else all cases as sent by PRSC be treated as Crop Stubble Burning Case

1. Date of reporting (24 hours within PRSC report) : 03.11.2024
2. Total fire incident reported in the District by PRSC on (date) 03.11.2024 : 12
(Figures of a day earlier, as the case is to be physically visited within 24 hours)
3. Status report of 'No crop burning case' as per SOP dated 25th October, 2024 is as under :-

*No crop burning case' report						
Sr. No	Sub Division	Village	Designation of Officer who Physical Inspected	Name of Officer who Physical Inspected	Date / Time of Physical visit	Brief remarks
			Name	Designation		
1	Tanda	Balla	Jasdeep Singh Ravinder Singh	JEE, BDPO Panchayat Secretary	03.11.2024 02:00PM	Sites of Village Balla (Coordinates Latitude 31.64586 and Longitude 75.49490) Belongs to Distt Kapurthala Reported by Revenue official
2	Tanda	Jalalpur	Gurpreet Singh	Naib Tehsildar, Tanda	04.11.2024 2:30PM	The satellite has identified the spot in the village regarding stubble burning concerned official visited the spot and the spot is not noticed as farm fire.


Deputy Commissioner, Hoshiarpur


Environmental Engineer
Punjab Pollution Control Board
Regional Office IV, Ludhiana


OFFICE OF DEPUTY COMMISSIONER, AMRITSAR Email:- dc.asr@punjab.gov.in	ਦਫਤਰ ਡਿਪਟੀ ਕਮਿਸ਼ਨਰ, ਅੰਮ੍ਰਿਤਸਰ। Phone no:- 0183-2223551 (Office), 0183-2226262 (Camp Office)
--	--


Subject : Daily Status report of 'NO Crop Burning Case' for Stubble Burning

Note : To be sent to the Nodal officer, District Amritsar, PPCB by 4 PM, within 24 hours of PRSC Stubble Burning cases reported. Else all cases as sent by PRSC be treated as Crop Stubble Burning Case.

1. Date of reporting (24 hours within PRSC report) : 04.11.2024
2. Total fire incident reported in the District by PRSC on (date) 03.11.2024 : 04 nos.
(Figures of a day earlier, as the case is to be physically visited within 24 hours)
3. Status report of 'No crop burning case' as per SOP dated 03 November, 2024 is as under :-

'No crop burning case' report						
Sr. No	Sub Division	Village	Name of Officer who Physical Inspected	Designation of Officer who Physical Inspected	Date of Physical visit	Brief remarks
			Name	Designation		
1.	Lopoke	Audar	Tarlochan Singh	Naib Tehsildar	04.11.2024	No Crop Burning
2.	Ajnala	Randdas	Jasbir Kaur	BDPO	04.11.2024	No Crop Burning
Total					02	


 Deputy Commissioner
 Amritsar


 Environmental Engineer
 Punjab Pollution Control Board
 Regional Office-IV Ludhiana.

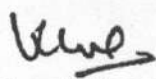
Office of the Deputy Commissioner, Gurdaspur.

Subject: Daily Status report of 'NO Crop Burning Case' for Stubble Burning

Note: To be sent to the Nodal officer, District Gurdaspur, PPCB by 4 PM, within 24 hours of PRSC Stubble Burning cases reported. Else all cases assent by PRSC be treated as Crop Stubble Burning Case.


7. Date of reporting (24hours within PRSC report) : 03/11/2024
8. Total fire incident reported in the District by PRSC on(date) 02/11/2024 : 14
(Figures of a day earlier, as the case is to be physically visited within 24hours)
9. Status report of 'No crop burning case' as per SOP dated 25October,2024isas under: -

'No crop burning case' report						
Sr. No.	Sub Division	Village	Name of Officer who Physical Inspected	Designation of Officer who Physical Inspected	Date / Time of Physical visit	Brief Remarks
			Name	Designation		
1	Batala	Talwandi Barth	Sukhjinder Singh	SHO, Police Station, Sadar, Batala.	03/11/2024 (05:11 PM)	At the said location, the burning was found along the passage of Drain, the wheat crop was sown in the field couple of days before.
2	Dera Baba Nanak	Paddy	Amarjit Singh	SHO, Police Station, Dera Baba Nanak.	03/11/2024 (05:25 PM)	At the said location, the wheat crop was sown in the field, but the burning located on the village garbage point within 350 meters.
Total			02			


Deputy Commissioner,
Gurdaspur.

(Uma Shankar Gupta, IAS)

Date: 04/11/2024


Environmental Engineer
Punjab Pollution Control Board
Regional Office-IV, Ludhiana.

Office of the Deputy Commissioner, Barnala.

Subject: Daily Status report of 'NO Crop Burning Case' for Stubble Burning


Note: To be sent to the Nodal officer, District XXXX, PPCB by 4 PM, within 24 hours of PRSC Stubble Buring cases reported. Else all cases as sent by PRSC be treated as Crop Stubble Burning Case.


1. Date of reporting (24 hours within PRSC report) :- 04/11/2024
2. Total fire incident reported in the District by PRSC on (date) 03/11/2024 : 53
(Figures of a day earlier, as the case is to be physically visited within 24 hours)
3. Status report of 'No crop burning case' as per SOP dated 25th October, 2024 is as under:-

No Crop burning Case' report						
Sr. No.	Sub Division	Village	Desing of officer Who Physical Inspected	Name of officer Who Physical Inspected	Date/Time of Physical Visit	Brief remarks
			Name	Designation		
1	Mehal Kalan	Gumti	1. Balwinder Singh	Naiib Tehsildar-cum-Executive Magistrate, Mehal Kalan	10:08 AM 04/11/2024	The paddy crop was harvested at the location reported by PRSC. Further, in vicinity area of 350 meters also no fire incident was found.

Enclosed:

- 1) Report of Naib Tehsildar Mehal Kalan
- 2) Photographs


Deputy Commissioner,
Barnala


Environmental Engineer
Punjab Pollution Control Board
Regional Office-IV, Ludhiana.

Office of the Deputy Commissioner
Malerkotla

Subject: Daily Status report of 'NO Crop Burning Case' for Stubble
Burning

Note: To be sent to the Nodal officer, District Malerkotla, PPCB by 4 PM, within 24 hours of PRSC Stubble Burning cases reported. Else all cases as sent by PRSC be treated as Crop Stubble Burning Case.

1. Date of reporting (24 hours within PRSC report) : 04.11.2024
2. Total fire incident reported in the District by PRSC on (date) 03.11.2024 2
(Figures of a day earlier, as the case is to be physically visited within 24 hours)
3. Status report of 'No crop burning case' as per SOP dated 25th October, 2024 is as under :-

'No crop burning case' report						
Sr. No	Sub Division	Village	Desig of Officer who Physical Inspected	Name of Officer who Physical Inspected	Date / Time of Physical visit	Brief remarks
			Name	Designation		
	Ahmedgarh	Kanganpur	Parveen Kumar	Naib Tehsildar, Ahmedgarh	04.11.2024 03:00 PM	The sites have been inspected with radius of 350 mtr approx. and no stubble burning has been found.
Total				01		

Palavi
Deputy Commissioner
(Dr. Palavi, IAS)
Date: 04.11.2024

Ol
Environmental Engineer
Punjab Pollution Control Board
Regional Office-IV, Ludhiana.

**Office of Deputy Commissioner
Moga, Punjab**


Subject: Daily Status report of 'No Crop Burning Case' for Stubble Burning

1. Date of Reporting: 2 November 2024
2. Total Fire incidents reported in the district by PRSC on 31 Oct,2024: 28
3. Status report of 'No crop Burning Case' as per SOP dated 25th October 2024 is as under: -

"No crop burning case" report						
Sr. No.	Sub Division	Village	Name and Designation of Officer who physically inspected		Date/Time of physical visit	Brief Remarks
			Name	Designation		
1	Bagha Purana	Bhaloor	Shri. Gurmukh Singh	Tehsildar, Baghapurana	2 November 2024	
			Shri. Gurmeet Singh	AEO, Baghapurana	2 November 2024	
			Shri. Jagjit Singh	Village Nodal Officer	1 November 2024	
		Total	1 Case			


Vishesh Sarangal, IAS

Deputy Commissioner, Moga


Environmental Engineer
Punjab Pollution Control Board
Regional Office-IV, Ludhiana.

Action Taken Report w.e.f 25.10.2024 to 06.11.2024

Sr. No.	District	No. of fire incidents reported by PRSC w.e.f. 25.10.2024	No of sites visited within 24 hrs by the Sub- Divisional Team	No of sites in which no crop burning observed	No of cases in which environmental compensation imposed	Total amount of environmental compensation imposed (In Rs.)	Total amount of environmental compensation recovered (In Rs.)	No of cases in which red entry made in khasra Girdawari	No of cases in which Prosecution filed u/s 39 of Air Act, 1981	No of cases in which FIR filed u/s 223 of BNS	No of cases in which u/s 126/170 of BNSS	No of cases of imposition of EC on Harvest Combines	No. of warning notices/ show cause notices issued to Nodal / Supervisory officers	No. of Nodal / Supervisory officers, against whom prosecution action has been initiated under section 14 of CAQM Act	No of pending Cases of vist
1	AMRITSAR	172	172	61	104	2,80,000	2,55,000	104	0	82	0	0	29	11	0
2	BARNALA	67	67	34	33	82,500	55,000	33	0	25	0	0	9	0	0
3	BATHINDA	225	217	103	107	2,87,500	1,97,500	107	0	99	0	0	3	2	8
4	FATEHGARH SAHIB	119	120	34	88	2,25,000	2,30,000	88	0	87	0	0	10	2	0
5	FARIDKOT	121	121	51	70	1,77,500	1,50,000	73	0	33	0	2	6	3	0
6	FATEHGARH SAHIB	23	34	15	12	40,000	40,000	13	0	17	0	0	8	2	4
7	FIROZPUR	451	440	95	345	8,62,500	8,07,500	345	0	317	0	0	85	10	11
8	GURDASPUR	125	125	45	76	1,95,000	1,95,000	76	0	65	0	1	116	4	0
9	HOSHIARPUR	16	16	6	8	32,500	32,500	8	0	5	0	0	0	0	0
10	JALANDHAR	54	54	13	41	1,25,000	87,500	42	0	37	0	0	0	0	0
11	KAPURTHALA	177	177	70	107	2,75,000	2,75,000	107	0	54	0	0	117	2	0
12	LUDHIANA	92	91	37	51	1,45,000	1,12,500	50	0	51	0	0	46	1	1
13	MANSA	249	249	90	159	3,97,500	2,25,000	159	0	131	0	0	0	4	0
14	MOGA	167	167	13	149	3,90,000	3,90,000	149	0	98	0	0	38	1	0
15	MUKTSAR	76	52	19	26	70,000	12,500	23	0	15	0	0	5	0	24
16	SBS NAGAR	15	15	6	9	27,500	27,500	9	0	0	0	0	6	0	0
17	PATHANKOT	2	2	1	1	5,000	5,000	0	0	1	0	0	0	0	0
18	PATIALA	203	205	22	183	4,52,500	5,32,500	183	0	162	0	0	73	5	0
19	RUPNAGAR	6	6	1	5	15,000	7,500	5	0	6	0	0	0	0	0
20	S.A.S. NAGAR	10	10	3	7	17,500	17,500	7	0	7	0	0	1	1	0
21	SANGRUR	658	553	375	178	4,45,000	2,42,500	178	0	128	0	0	47	3	105
22	TARN TARAN	274	295	84	214	5,45,000	5,27,500	214	0	177	0	0	30	3	0
23	MALERKOTLA	46	44	18	26	65,000	10,000	26	0	6	0	0	11	2	2
	Total	3363	3232	1196	2000	5157500	4435000	1999	0	1603	0	3	640	56	155


Environmental Engineer
Punjab Pollution Control Board
Regional Office-IV, Ludhiana.

Action Taken Report upto 06.11.2024

Sr. No.	District	No. of fire incidents reported by PRSC upto 06.11.2024	No of sites visited within 24 hrs by the Sub- Divisional Team	No of sites in which no crop burning observed*	No of cases in which environmental compensation imposed	Total amount of environmental compensation imposed (in Rs.)	No. of cases in which environmental compensation yet to be imposed	Total amount of environmental compensation recovered (in Rs.)	No of cases in which red entry made in khasra Girdawari	No of cases in which Prosecution filed u/s 39 of Air Act, 1981	No of cases in which FIR filed u/s 223 of BNS	No of cases in which u/s 126/170 of BNSS	No of cases of Imposition of EC on Harvest Combines	No. of warning notices/ show cause notices issued to Nodal / Supervisory officers	No. of Nodal / Supervisory officers, against whom prosecution action has been initiated under section 14 of CAQM Act	No of cases pending visit from the total incident reported upto 06.11.2024
1	AMRITSAR	627	627	353	267	6,90,000	0	6,65,000	267	2	348	0	2	127	11	0
2	BARNALA	77	77	39	38	95,000	0	67,500	38	0	35	0	0	10	0	0
3	BATHINDA	236	228	112	109	2,95,000	7	2,00,000	109	0	109	0	0	3	2	8
4	FATEHGARH SAHIB	166	166	76	90	7,30,000	0	2,30,000	90	0	107	0	0	10	2	0
5	FARIDKOT	131	131	58	73	1,87,500	0	1,50,000	72	0	38	0	6	9	3	0
6	FAZILKA	55	52	26	20	62,500	6	62,500	20	0	22	0	0	18	2	4
7	FIROZPUR	593	575	209	366	9,15,000	0	8,50,000	366	0	449	0	0	105	10	18
8	GURDASPUR	175	176	66	106	2,70,000	0	2,70,000	106	0	114	0	1	165	4	0
9	HOSHARPUR	16	16	6	8	32,500	0	32,500	8	0	5	0	0	0	0	0
10	JALANDHAR	75	75	22	53	1,60,000	0	1,17,500	53	0	53	0	1	19	0	0
11	KAPURTHALA	249	249	113	136	3,90,000	0	3,90,000	136	1	110	0	0	128	2	0
12	LUDHIANA	125	124	65	55	1,55,000	2	1,22,500	54	0	76	0	0	48	1	1
13	MANSA	283	283	115	168	4,20,000	0	2,47,500	168	0	163	0	0	18	4	0
14	MOGA	181	181	22	154	4,05,000	0	4,05,000	154	0	106	0	0	38	1	0
15	MUKTSAR	80	56	22	27	72,500	7	15,000	24	0	21	0	0	5	0	24
16	SBS NAGAR	19	19	10	9	27,500	0	27,500	9	0	3	0	0	6	0	0
17	PATHANKOT	2	2	1	1	5,000	0	5,000	0	0	2	0	0	0	0	0
18	PATIALA	415	407	108	299	7,65,000	0	7,65,000	299	1	324	41	6	76	5	8
19	RUPNAGAR	10	10	5	5	15,000	0	7,500	5	0	7	0	0	0	0	0
20	S.A.S. NAGAR	38	38	24	14	37,500	0	37,500	14	0	18	0	0	30	1	0
21	SAHGRUR	809	702	506	196	4,90,000	0	2,87,500	196	0	279	0	0	51	3	107
22	TARN TARAN	605	600	286	314	7,97,500	0	7,37,500	314	3	497	0	0	160	3	5
23	MALERKOTLA	72	70	44	26	65,000	0	10,000	26	0	31	0	0	11	2	2
	Total	5041	4864	2288	2534	6582500	22	5702500	2529	7	2917	41	16	1037	56	177

*Under verification in the ATR

Environmental Engineer
Punjab Pollution Control Board
Regional Office-IV, Ludhiana.


Action Taken Report w.e.f 22.10.2024 to 31.10.2024

Sr. No.	District	No. of fire incidents reported by PRSC w.e.f. 31.10.2024	No of sites visited within 24 hrs by the Sub- Divisional Team	No of sites in which no crop burning observed	No of cases in which environmental compensation imposed	Total amount of environmental compensation imposed (In Rs.)	Total amount of environmental compensation recovered (In Rs.)	No of cases in which red entry made in khasra Girdawari	No of cases in which Prosecution filed u/s 39 of Air Act, 1981	No of cases in which FIR filed u/s 223 of BNS	No of cases in which u/s 126/170 of BNSS	No of cases of imposition of EC on Harvest Combines	No. of warning notices/ show cause notices issued to Nodal / Supervisory officers	No. of Nodal / Supervisory officers, against whom prosecution action has been initiated under section 14 of CAQM Act	No of pending Cases of vist
1	AMRITSAR	91	91	39	50	1,27,500	1,27,500	50	0	8	0	0	0	4	0
2	BARNALA	25	25	15	10	25,000	27,500	10	0	9	0	0	9	0	0
3	BATHINDA	70	70	36	34	92,500	50,000	34	0	8	0	0	3	1	0
4	FATEHGARH SAHIB	88	91	34	57	1,42,500	1,47,500	57	0	25	0	0	10	2	0
5	FARIDKOT	47	47	29	18	50,000	40,000	18	0	10	0	6	8	1	0
6	FAZILKA	18	18	9	8	25,000	25,000	8	0	9	0	0	0	2	0
7	FIROZPUR	241	170	56	114	2,85,000	2,42,500	115	0	136	0	0	33	5	71
8	GURDASPUR	52	52	30	20	50,000	50,000	20	0	15	0	1	16	1	0
9	HOSHARPUR	9	9	5	4	22,500	5,000	4	0	2	0	0	0	0	0
10	JALANDHAR	22	22	6	16	60,000	40,000	16	0	15	0	0	0	0	0
11	KAPURTHALA	92	92	38	54	1,42,500	1,42,500	54	0	13	0	0	117	2	0
12	LUDHIANA	32	32	14	15	40,000	40,000	14	0	21	0	0	47	1	0
13	MANSI	90	90	48	42	1,05,000	1,05,000	42	0	13	0	0	0	2	0
14	MOGA	41	41	10	31	97,500	97,500	31	0	30	0	0	6	1	0
15	MUKTSAR	12	12	6	4	12,500	5,000	5	0	6	0	0	5	0	0
16	SBS NAGAR	4	4	3	1	2,500	2,500	0	0	2	0	0	4	0	0
17	PATHANKOT	0	0	0	0	0	0	0	0	0	0	0	0	0	0
18	PATIALA	139	139	13	126	3,22,500	3,92,500	126	0	109	0	0	34	3	0
19	RUPNAGAR	3	3	0	3	10,000	2,500	3	0	1	0	0	0	0	0
20	S.A.S. NAGAR	9	9	4	5	12,500	12,500	5	0	4	0	0	8	1	0
21	SANGRUR	210	151	86	65	1,62,500	1,62,500	65	0	18	0	0	47	3	59
22	TARN TARAN	133	150	50	100	2,55,000	2,70,000	100	0	86	0	0	73	3	0
23	MALERKOTLA	12	12	5	7	17,500	7,500	7	0	2	0	0	8	1	0
	Total	1440	1330	536	784	2060000	1995000	784	0	542	0	7	428	33	130

Environmental Engineer
Punjab Pollution Control Board
Regional Office-IV, Ludhiana.

Action Taken Report w.e.f 01.11.2024 to 03.11.2024

Sr. No.	District	No. of fire incidents reported by PRSC w.e.f 01.11.2024	No of sites visited within 24 hrs by the Sub- Divisional Team	No of sites in which no crop burning observed	No of cases in which environmental compensation imposed	Total amount of environmental compensation imposed (in Rs.)	Total amount of environmental compensation recovered (in Rs.)	No of cases in which red entry made in khasra Girdawari	No of cases in which Prosecution filed u/s 39 of Air Act, 1981	No of cases in which FIR filed u/s 223 of BNS	No of cases in which u/s 126/170 of BNSS	No of cases of imposition of EC on Harvest Combines	No. of warning notices/ show cause notices issued to Nodal / Supervisory officers	No. of Nodal / Supervisory officers, against whom prosecution action has been initiated under section 14 of CAQM Act	No of pending Cases of vist
1	AMRITSAR	71	71	16	46	1,20,000	1,17,500	46	0	72	0	0	29	7	0
2	BARNALA	19	19	6	13	32,500	32,500	13	0	6	0	0	0	0	0
3	BATHINDA	78	78	29	49	1,30,000	72,500	49	0	49	0	0	0	1	0
4	FATEHGARH SAHIB	36	36	7	29	75,000	75,000	29	0	69	0	0	0	0	0
5	FARIDKOT	30	30	10	20	50,000	45,000	20	0	23	0	0	1	2	0
6	FATEHGARH SAHIB	5	5	3	3	10,000	10,000	3	0	7	0	0	3	0	0
7	FIROZPUR	146	210	35	175	4,37,500	4,40,000	175	0	145	0	0	43	5	0
8	GURDASPUR	55	55	13	41	1,02,500	1,02,500	41	0	23	0	0	100	3	0
9	HOSHIARPUR	3	3	1	1	2,500	0	1	0	2	0	0	0	0	0
10	JALANDHAR	27	27	8	19	52,500	45,000	19	0	20	0	0	0	0	0
11	KAPURTHALA	65	65	23	42	1,05,000	1,05,000	42	0	34	0	0	0	0	0
12	LUDHIANA	44	44	18	26	77,500	40,000	23	0	20	0	0	0	0	0
13	MANSA	87	87	27	60	1,50,000	1,22,500	60	0	73	0	0	0	2	0
14	MOGA	73	73	2	71	1,77,500	1,77,500	71	0	34	0	0	23	0	0
15	MUKTSAR	26	26	9	11	32,500	2,500	14	0	2	0	0	0	0	0
16	SBS NAGAR	7	7	3	4	12,500	12,500	3	0	0	0	0	0	0	0
17	PATHANKOT	1	1	1	0	0	0	0	0	0	0	0	0	0	0
18	PATIALA	64	63	7	56	1,40,000	1,40,000	56	0	85	0	0	0	2	1
19	RUPNAGAR	3	3	1	2	5,000	0	1	0	4	0	0	0	0	0
20	S.A.S. NAGAR	1	1	0	1	2,500	2,500	1	0	3	0	0	0	0	0
21	SANGRUR	204	207	146	61	1,52,500	87,500	61	0	87	0	0	0	0	0
22	TARN TARAN	119	124	28	96	2,47,500	2,10,000	96	0	122	0	0	0	0	0
23	MALERKOTLA	18	18	6	12	30,000	2,500	12	0	1	0	0	3	1	0
	Total	1182	1253	399	838	2145000	1842500	836	0	879	0	0	208	23	1


 Environmental Engineer
 Punjab Pollution Control Board
 Regional Office-IV, Ludhiana

Monitoring and Enforcement actions**State -Punjab****As on-24.11.2024**

S. No.	Description		
1.	Cumulative no. of fire incidents reported in the district as per ISRO protocol.		10682
2.	i.	Cumulative number of fields inspected	10411
	ii.	Cumulative number of cases where EC has been imposed	5356
	iii.	Cumulative amount of EC imposed.	20777500
	iv.	Cumulative amount of EC realised	12372500
3.	No. of cumulative cases in which FIR filed u/s 223 of BNS, 2023		On date: 85 Total so far:5425
4.	No. of Red entries in farm records		On date: 79 Total so far:5307
5.	No. of Nodal/Supervisory officers, against whom prosecution action has been initiated under Section 14 of CAQM Act.		82
6.	No. of charge sheets issued to Nodal/Supervisory officers		8
7.	No. of suspension orders issued in respect of Nodal/Supervisory officers		35
8.	No. of Warnings/ Notices/Show cause notices issued to Nodal/Supervisory Officers		1374

Note* One officer has been terminated and 60 Numberdar have been Suspended.

✓
Director Agriculture
and Farmers Welfare, Punjab.

Action Taken Report upto 24.11.2024

Sr. No.	District	No. of fire incidents reported by PRSC upto 24.11.2024	No of sites visited within 24 hrs by the Sub- Divisional Team	No of sites in which no crop burning observed*	No of cases in which environmental compensation imposed	Total amount of environmental compensation imposed (in Rs.)	No. of cases in which environmental compensation yet to be imposed	Total amount of environmental compensation recovered (in Rs.)	No of cases in which red entry made in khasra Girdawari	No of cases in which Procsecution filed u/s 39 of Air Act, 1981	No of cases in which FIR filed u/s 223 of BNS	No of cases in which u/s 126/170 of BNSS	No of cases of imposition of EC on Harvest Combines	No. of warning notices/ show cause notices issued to Nodal / Supervisory officers	No. of Nodal / Supervisory officers, against whom prosecution action has been initiated under section 14 of CAQM Act	No of cases pending visit from the total incident reported upto 24.11.2024
1	AMRITSAR	730	730	408	314	9,30,000	0	8,30,000	314	2	405	0	2	127	13	0
2	BARNALA	255	253	124	128	5,42,500	0	3,52,500	122	0	119	0	0	13	0	2
3	BATHINDA	740	740	347	385	17,12,500	8	14,57,500	381	0	389	0	0	3	5	0
4	FATEHGARH SAHIB	225	225	109	116	3,60,000	0	3,60,000	116	0	144	0	0	10	2	0
5	FARIDKOT	534	518	164	354	15,92,500	0	2,15,000	354	0	355	0	6	70	3	16
6	FAZILKA	348	237	91	111	5,10,000	35	1,70,000	105	0	99	0	0	39	5	111
7	FIROZPUR	1321	1319	412	892	35,27,500	0	15,80,000	892	0	879	0	0	136	12	2
8	GURDASPUR	198	198	80	113	3,00,000	0	3,00,000	113	0	121	0	1	165	5	0
9	HOSHIARPUR	27	27	10	15	67,500	0	67,500	15	0	13	0	0	2	0	0
10	JALANDHAR	147	147	35	112	4,57,500	0	4,47,500	112	0	94	0	1	152	0	0
11	KAPURTHALA	347	347	180	167	5,45,000	0	5,45,000	167	1	160	0	0	128	2	0
12	LUDHIANA	316	316	119	185	8,62,500	9	7,00,000	185	0	171	0	0	55	1	0
13	MANSA	612	612	243	369	13,85,000	0	8,55,000	369	0	396	0	0	18	4	0
14	MOGA	678	678	36	626	27,65,000	0	13,90,000	626	0	364	0	0	38	1	0
15	MUKTSAR	787	721	393	252	12,37,500	76	3,00,000	220	0	184	0	0	66	5	66
16	SBS NAGAR	34	34	17	17	77,500	0	77,500	17	0	3	0	0	6	0	0
17	PATHANKOT	3	3	1	2	10,000	0	5,000	1	0	3	0	0	0	0	0
18	PATIALA	541	517	131	386	12,32,500	0	12,32,500	386	1	455	41	9	80	8	24
19	RUPNAGAR	10	10	5	5	15,000	0	10,000	5	0	7	0	0	0	0	0
20	S.A.S. NAGAR	40	40	24	16	47,500	0	47,500	16	0	20	0	0	30	1	0
21	SANGRUR	1721	1672	1356	316	10,72,500	0	2,87,500	316	0	427	0	0	60	10	49
22	TARN TARAN	867	866	442	417	13,02,500	0	10,22,500	417	3	559	0	0	164	3	1
23	MALERKOTLA	201	201	136	58	2,25,000	0	1,20,000	58	0	58	0	0	12	2	0
	Total	10682	10411	4863	5356	20777500	128	12372500	5307	7	5425	41	19	1374	82	271

*Under verification in the ATR

Action Taken Report w.e.f 25.10.2024 to 24.11.2024

Sr. No.	District	No. of fire incidents reported by PRSC w.e.f. 25.10.2024	No of sites visited within 24 hrs by the Sub- Divisional Team	No of sites in which no crop burning observed	No of cases in which environmental compensation imposed	Total amount of environmental compensation imposed (in Rs.)	Total amount of environmental compensation recovered (in Rs.)	No of cases in which red entry made in khasra Girdawari	No of cases in which Procsecution filed u/s 39 of Air Act, 1981	No of cases in which FIR filed u/s 223 of BNS	No of cases in which u/s 126/170 of BNSS	No of cases of imposition of EC on Harvest Combines	No. of warning notices/ show cause notices issued to Nodal / Supervisory officers	No. of Nodal / Supervisory officers, against whom prosecution action has been initiated under section 14 of CAQM Act	No of pending Cases of vist
1	AMRITSAR	275	275	116	151	520,000	420,000	151	0	139	0	0	29	13	0
2	BARNALA	245	243	119	123	530,000	340,000	117	0	109	0	0	12	0	2
3	BATHINDA	729	729	338	383	1,705,000	1,455,000	379	0	379	0	0	3	5	0
4	FATEHGARH SAHIB	178	179	67	114	355,000	360,000	114	0	124	0	0	10	2	0
5	FARIDKOT	524	508	157	351	1,582,500	215,000	354	0	350	0	2	67	3	16
6	FAZILKA	330	219	80	104	487,500	147,500	98	0	94	0	0	29	5	111
7	FIROZPUR	1179	1184	298	871	3,475,000	1,537,500	871	0	747	0	0	116	12	0
8	GURDASPUR	147	147	59	83	225,000	225,000	83	0	72	0	1	116	5	0
9	HOSHIARPUR	27	27	10	15	67,500	67,500	15	0	13	0	0	2	0	0
10	JALANDHAR	126	126	26	100	422,500	417,500	101	0	78	0	0	133	0	0
11	KAPURTHALA	275	275	137	138	430,000	430,000	138	0	104	0	0	117	2	0
12	LUDHIANA	283	283	91	181	852,500	690,000	181	0	146	0	0	53	1	0
13	MANSA	578	578	218	360	1,362,500	832,500	360	0	364	0	0	0	4	0
14	MOGA	664	664	27	621	2,750,000	1,375,000	621	0	356	0	0	38	1	0
15	MUKTSAR	783	717	390	251	1,235,000	297,500	219	0	178	0	0	66	5	66
16	SBS NAGAR	30	30	13	17	77,500	77,500	17	0	0	0	0	6	0	0
17	PATHANKOT	3	3	1	2	10,000	5,000	1	0	2	0	0	0	0	0
18	PATIALA	329	315	45	270	920,000	1,000,000	270	0	293	0	3	77	8	14
19	RUPNAGAR	6	6	1	5	15,000	10,000	5	0	6	0	0	0	0	0
20	S.A.S. NAGAR	12	12	3	9	27,500	27,500	9	0	9	0	0	1	1	0
21	SANGRUR	1570	1523	1225	298	1,027,500	242,500	298	0	276	0	0	56	10	47
22	TARN TARAN	536	561	240	317	1,050,000	812,500	317	0	239	0	0	34	3	0
23	MALERKOTLA	175	175	110	58	225,000	120,000	58	0	33	0	0	12	2	0
	Total	9004	8779	3771	4822	19352500	11105000	4777	0	4111	0	6	977	82	256

ACTION TAKEN AGAINST NODAL/SUPERVISORY OFFICERS- PUNJAB

Sr. No.	District	No. of SCNs issued	No. of Suspension orders issued	No. of Charge sheets filed	No. of complaints filed u/s 14 of CAQM Act
1.	AMRITSAR	127	4	0	13
2.	BARNALA	13	0	0	0
3.	BATHINDA	3	0	0	5
4.	FATEHGARH SAHIB	10	2	0	2
5.	FARIDKOT	70	0	0	3
6.	FAZILKA	39	0	2	5
7.	FIROZPUR	136	2	0	12
8.	GURDASPUR	165	3	0	5
9.	HOSHIARPUR	2	0	0	0
10.	JALANDHAR	152	0	0	0
11.	KAPURTHALA	128	4	0	2
12.	LUDHIANA	55	2(recommended)	0	1
13.	MANSA	18	0	0	4
14.	MOGA	38	0	0	1
15.	MUKTSAR	66	1	0	5
16.	SBS NAGAR	6	0	0	0
17.	PATHANKOT	0	0	0	0
18.	PATIALA	80	6(recommended)	6	8
19.	RUPNAGAR	0	0	0	0
20.	S.A.S. NAGAR	30	0	0	1
21.	SANGRUR	60	8	0	10
22.	TARN TARAN	164	3	0	3
23.	MALERKOTLA	12	0	0	2
	Total	1374	35	8	82

✓
Director Agriculture
and Farmers Welfare, Punjab.

Sr. No.	District	No of cases in which environmental compensation imposed as per new notification	Total amount of environmental compensation imposed (in Rs.) as per new notification	Total amount of environmental compensation recovered (in Rs.) as per new notification
1	AMRITSAR	46	2,35,000	1,35,000
2	BARNALA	88	4,40,000	1,65,000
3	BATHINDA	276	14,40,000	7,97,500
4	FATEHGARH SAHIB	26	1,25,000	1,25,000
5	FARIDKOT	276	13,80,000	65,000
6	FAZILKA	85	4,50,000	90,000
7	FIROZPUR	519	23,85,000	6,30,000
8	GURDASPUR	8	35,000	35,000
9	HOSHIARPUR	7	35,000	35,000
10	JALANDHAR	57	2,85,000	2,75,000
11	KAPURTHALA	29	1,30,000	1,30,000
12	LUDHIANA	131	7,25,000	5,50,500
13	MANSA	195	8,90,000	0
14	MOGA	472	21,45,000	10,70,000
15	MUKTSAR	211	11,25,000	2,12,500
16	SBS NAGAR	8	50,000	50,000
17	PATHANKOT	2	10,000	5,000
18	PATIALA	90	4,25,000	4,25,000
19	RUPNAGAR	0	0	0
20	S.A.S. NAGAR	2	10,000	10,000
21	SANGRUR	72	3,25,000	3,15,000
22	TARN TARAN	99	5,35,000	3,60,000
23	MALERKOTLA	32	1,60,000	60,000
	Total	2731	13340000	5540500


 Director Agriculture
 and Farmers Welfare, Punjab.

CRM machinery provided from 2018-19 to 2024-25

Sr No	District	Happy seeder	Super seeder	Paddy straw chopper	Mulcher	RMB plough	Zero till drill	Super SMS	Rotary slasher/ Shrub master	Shrub Master	Cutter cum spreader	Rotavator	Baler	Rake	Crop Reaper/Reaper Binder	Smart Seeder	Surface Seeder	Tractor	Total
1	Amritsar	474	2560	329	284	259	831	128	105	16	4	185	50	40	1	5	41	24	5336
2	Barnala	895	3288	634	104	265	1254	357	76	0	0	252	64	60	4	0	51	46	7350
3	Bathinda	1201	3780	923	148	452	2348	379	111	0	68	133	165	163	1	5	42	46	9965
4	Faridkot	569	2069	472	180	444	1439	149	114	0	160	204	85	74	0	4	6	14	5983
5	Fatehgarh Sahib	293	1968	238	330	312	380	362	57	6	0	225	79	71	2	4	59	18	4404
6	Fazillka	430	3065	718	261	467	2092	120	355	10	44	103	102	89	1	0	29	19	7905
7	Ferozepur	901	4285	1380	455	585	2954	406	376	14	109	118	54	61	3	2	16	38	11757
8	Gurdaspur	507	4198	371	143	202	532	252	110	0	25	145	114	113	6	9	39	40	6806
9	Hoshiarpur	170	1435	86	120	329	248	67	84	0	15	137	70	70	18	1	13	24	2887
10	Jalandhar	409	2719	199	1460	1378	433	423	117	0	14	238	145	138	3	10	33	26	7745
11	Kapurthala	639	1894	105	1322	953	383	221	142	0	21	144	45	44	5	8	21	29	5976
12	Ludhiana	1129	3254	248	1103	1102	350	680	59	0	0	460	258	231	2	10	107	20	9013
13	MalerKotla	0	241	14	13	19	6	6	6	0	0	0	31	26	0	0	8	10	380
14	Mansa	1285	2694	749	59	226	2291	216	18	0	0	103	112	101	0	1	21	27	7903
15	Moga	893	3347	404	383	509	966	570	50	0	6	152	71	61	1	4	91	20	7528
16	Pathankot	5	261	16	14	22	55	1	23	0	0	23	11	12	25	0	2	10	480
17	Patiala	698	4190	404	297	442	913	603	59	3	0	233	184	180	0	1	124	51	8382
18	Ropar	134	836	84	54	94	145	81	9	3	0	83	38	38	4	2	22	12	1639
19	Sangrur	1503	6363	687	243	334	1831	796	100	0	1	279	133	124	3	2	49	72	12520
20	SAS Nagar	38	635	43	45	70	123	69	41	3	1	127	19	17	0	0	70	9	1310
21	SBS Nagar	123	1135	42	79	101	123	181	53	0	0	105	102	103	5	2	84	6	2244
22	Sri Muktsar Sahib	758	4030	1313	140	696	3119	85	197	26	491	180	193	169	0	2	98	15	11512
23	Tarn Taran	665	3704	743	371	379	1027	182	60	2	11	206	58	54	2	6	19	26	7515
	Total	13719	61951	10202	7608	9640	23843	6334	2322	83	970	3835	2183	2039	86	78	1045	602	146540



Director Agriculture
and Farmers Welfare, Punjab.

CRM machinery provided to farmers during the year 2024

Name of machine	Happy seeder	Super seeder	Paddy straw chopper	Mulcher	RMB plough	Zero till drill	Super SMS	Rotary slasher/ Shrub master	Baler	Rake	Crop Reaper/ Reaper Binder	Smart Seeder	Surface Seeder	Tractor	Total
AMRITSAR	0	541	28	7	8	31	0	40	20	14	0	3	9	24	725
BARNALA	13	554	38	17	27	108	5	27	11	10	2	0	8	46	866
BATHINDA	1	585	16	6	13	146	1	18	45	48	0	4	0	46	929
FATEHGARH SAHIB	0	247	19	10	13	59	3	16	10	13	0	3	4	14	411
FARIDKOT	0	830	34	41	56	167	14	40	28	28	2	2	36	18	1296
FAZILKA	0	397	45	6	21	261	2	62	24	25	1	0	9	19	872
FEROZEPUR	9	828	102	38	49	242	1	77	7	9	2	2	14	38	1418
HOSHIARPUR	0	512	24	7	12	17	0	40	34	36	3	7	10	40	742
GURDASPUR	0	241	7	7	17	14	0	18	23	24	4	0	0	24	379
Jalandhar	4	322	11	67	82	18	5	17	47	43	2	8	3	26	655
Kapurthala	0	355	7	111	92	18	3	25	11	14	4	6	3	29	678
Ludhiana	0	330	10	113	120	9	12	12	78	74	0	5	37	20	820
MalerKotla	0	124	13	12	17	5	3	5	11	9	0	0	0	10	209
Mansa	4	454	4	0	2	15	0	1	37	39	0	1	1	27	585
Moga	3	471	22	43	51	36	6	10	5	6	1	3	3	20	680
Pathankot	0	57	1	0	7	2	0	8	6	7	8	0	0	10	106
Patiala	0	428	17	23	35	18	0	9	76	79	0	1	22	51	759
Ropar	0	173	6	6	8	1	1	3	12	13	2	1	0	12	238
Sangrur	1	516	44	11	33	134	5	52	61	58	0	2	2	72	991
SAS Nagar	0	181	3	8	11	2	1	3	7	6	0	0	44	9	275
SBS Nagar	0	183	3	3	5	8	0	16	9	9	3	0	58	6	303
Sri Muktsar Sahib	0	547	31	10	16	158	4	45	54	49	0	2	6	15	937
Tarn Taran	0	618	47	9	10	47	1	19	13	13	1	6	5	26	815
TOTAL	35	9494	532	555	705	1516	67	563	629	626	35	56	274	602	15689